


Sight-Word Reader

Since making this book requires the use of a stapler, we recommend adult supervision.


- After printing them out, stack the full-page sheets in the following order:
 1. page 7/cover face down
 2. page 1/page 6 face up
 3. page 5/page 2 face down
 4. page 3/page 4 face up
- Then, carefully fold the entire stack in half and make a crease.
- Keeping the pages together, unfold the stack and staple three staples along the length of the crease to make a spine. Be sure to staple through the top of the stack so that the tips of the staples are on the inside of the book.
- Now, you're ready to color and read **On the Farm!**
(To keep the color from bleeding through the pages, we suggest using crayons.)




On the Farm




The  are on me.
chicks






The  are in the  .
cows barn



1



The  are on the  .
chickens fence


6





The  are on the  water.






The  are in the  mud.



The  horses are by the  tree .

3



The  goats are by the  flowers .

4