



Activities for Grades K–2

Compliments of Teacher Created Materials and Wintergreen Learning Materials

Earth Day

April 22nd



Background Information

In 1962, Senator Gaylord Nelson from Wisconsin persuaded President John F. Kennedy to conduct a national conservation tour. Although President Kennedy held an 11-state tour on September 1963, the issue of conservation did not take root. Senator Nelson continued to speak on environmental issues for the next several years. During the summer of 1969, in the throes of the general unrest over the Vietnam War, it occurred to Nelson that the time might be right to organize a grassroots demonstration on behalf of the environment. He announced the notion in September 1969, and the response was immediate. The American people were concerned about what was happening to the land, rivers, lakes, and air—and they wanted to voice their concerns. As plans progressed and expanded, John Gardner, founder of Common Cause, joined the effort, with Denis Hayes serving as the coordinator.

On Earth Day 1970, 20 million Americans participated in demonstrations, educational efforts, and cleanups.

Numerous colleges and universities organized rallies and protests. Various groups concerned about a range of issues—polluting factories, oil spills, pesticides, loss of wilderness—came together in a common cause: finding a way to improve Earth. The cause crossed political, social, and economic lines. This effort led to the creation of the Environmental Protection Agency and is credited with prompting the Clean Air Act, Clean Water Act, Endangered Species Act, and other important laws.

In 1990, Earth Day became a global effort. More than 200 million people in 141 countries prompted improved recycling efforts around the world. President Bill Clinton awarded Senator Nelson the Presidential Medal of Freedom in 1995 for his role as the founder of Earth Day.

The Earth Day Network, <http://www.earthday.org>, works with a variety of partners to promote the cause.

Recommended Books

Murphy, Stuart J. 2004. *Earth Day—Hooray!* New York: HarperCollins.

O'Connor, Jane. 2010. *Fancy Nancy: Every Day Is Earth Day*. New York: HarperCollins.



Name _____

Date _____

Earth Day Riddles

Directions: Use the Word Bank to solve the Earth Day riddles below.

Word Bank


Earth

litter

recycle

reuse

1.



This is when you take used items and make new things with them.

What is it?

2.



This word means to use things more than once.

What is it?

3.



This where we live.

What is it?



Recycle It!

Directions: Use the Word Bank to unscramble the words below.

Word Bank

cans

glasses

tires

paper

1. erpap

2. irtes

3. snac

4. lagssse





Name _____

Date _____

Earth Day Word Search

Directions: Find and circle the words in the Word Bank hidden in the puzzle.

Word Bank

coffee grounds

peels

leaves

tea bags

eggshells

grass

straw





weeds

| | | | | | | | | | | | | |
|---|---|---|---|---|---|---|---|---|---|---|---|---|
| b | c | d | e | o | w | p | l | e | a | v | e | s |
| e | g | g | s | h | e | l | l | s | j | k | l | g |
| c | o | f | f | e | e | g | r | o | u | n | d | s |
| r | t | o | t | j | d | l | g | r | u | f | p | t |
| c | y | u | n | k | s | f | r | e | j | q | j | r |
| d | n | i | n | o | g | v | a | c | m | s | m | a |
| v | g | t | p | e | e | l | s | v | n | z | g | w |
| x | t | e | a | b | a | g | s | x | g | a | n | b |



Earth Day—Clean Day

Directions: Color the pictures that show Earth being taken care of. Put an X on the pictures that are not taking care of Earth.





Name _____

Date _____

Reduce, Reuse, Recycle!

Directions: Give each student one line to read. Have everyone read the last line together.

Reader 1: Pick up litter while on your walks.

Reader 2: Put newspapers in the recycle box.

Reader 3: Recycle cans and bottles you find.

Reader 4: Always keep our Earth in mind.

Reader 5: Plant a tree and watch it grow.

Reader 6: There's one thing that you should know.

Reader 7: It cleans more air the bigger it gets.

Reader 8: That's good for you and for your pets.

Reader 9: Ride your bike or walk to school.


Reader 10: Helping the Earth is pretty cool.

Reader 11: None of these things are hard to do.

Reader 12: Every day can be Earth Day, too.

Reader 13: It helps everyone to keep our earth clean.

Everyone: Reduce. Reuse. Recycle. Go green!



Connect the Earths

Directions: Match each addition problem on the left to its answer on the right.





Recycle Rainbow

Directions: Use scrap paper and other found objects to make a rainbow.

Materials

- white paper
- scraps of paper in a variety of colors
- glue



Steps

1. Choose four or five colors for the scraps of paper to use for the rainbow.
2. Tear or cut the scraps of paper into small pieces. They can be squares or any shape.
3. Make a small arc with one set of scraps or objects. Glue them in place on the white paper.
4. Make the next arc with a different color.
5. Repeat until the rainbow is finished.
6. Display the rainbow in honor of Earth Day.