



## Activities for Grades 3–5

Compliments of Teacher Created Materials and Wintergreen Learning Materials

# Easter



## Background Information

Easter falls on the Sunday following the first full moon after the vernal equinox. This important observance in the Christian year marks the day that Jesus Christ was resurrected after being hanged on a cross. Christians believe that he saved people through dying. Lent, a period of 40 days (not including Sundays) of fasting and penance ends on Easter. Other key days include Palm Sunday, the Sunday before Easter when Jesus rode triumphantly into Jerusalem; Maundy Thursday, which is associated with the Last Supper and the giving of gifts as symbolized by the washing of feet; Good Friday, the day on which Christ was hanged; and Holy Saturday, when some Christians have baptisms and their first communions.

A variety of customs are observed with some variability in the United States and countries where Christians observe Easter. One of the oldest is the practice of eating hot cross buns on Good Friday. Such buns are considered to be lucky. This may trace back to the time when

Egyptians used small loaves in their worship of Isis, the Mother Goddess. The Greeks used cross-marked cakes to honor Diana. The Easter lily is often used to decorate churches or given as a gift. Wearing new clothes, considered particularly lucky if you have three new items, may date from when the New Year was held in March. The new clothes led to the Easter Parade in many communities, with the largest held on Fifth Avenue in New York City.

Perhaps the most popular Easter tradition with children, regardless of religious background, is the Easter bunny. Traditionally, it was a hare, not a rabbit, that was related to Easter. The association developed from the connection of Easter to the phases of the moon and the ancient belief that hares, born with their eyes open, were nocturnal animals that, like the moon, never blinked. Traditions such as decorating eggs and Easter egg hunts provide many fun and exciting memories for families.

## Recommended Books

Barth, Edna. 2001. *Lilies, Rabbits, and Painted Eggs: The Story of the Easter Symbols*. New York: Clarion.

Grimes, Nikki. 2005. *At Jerusalem's Gate: Poems of Easter*. Grand Rapids, MI: Eerdmans Publishing.

Landau, Elaine. 2004. *Easter: Parades, Chocolates, and Celebration*. Berkeley Heights, NJ: Enslow Publishing.

# Easter



## Fascinating Facts

- The Easter season for Christians begins with Ash Wednesday. The time between that day and Easter is called *Lent*.
- On the Friday before Easter, Jesus Christ was hanged on a cross. That day is called *Good Friday*.
- Christians believe that on Easter Sunday, Jesus Christ arose from the grave. They believe that this act saved sinners.
- Many people eat hot cross buns on Good Friday. People ate buns with crosses on them even before the time of Jesus Christ.
- The Egyptians worshipped Isis. The Greeks worshipped the goddess Diana.
- The timing of Easter is linked to the moon's schedule.
- The Easter lily is often given as a gift. It also is used in churches.
- The Easter Bunny was actually a hare. Over the years, it changed to the bunny rabbit that leaves baskets on Easter.
- Blessings can be given to animals the day before Easter on Olvera Street. All animals are welcome.
- People like to color boiled eggs on Easter. Early Christians dyed them red on Easter.
- Many families participate in Easter egg hunts where eggs are hidden and children search for them.
- A lot of chocolate, jelly beans, and cards are given as gifts on Easter.




## Superstitions and Beliefs

- Many people believe that eggs stand for new life. Easter eggs with two yolks mean that you will soon be wealthy.
- Wear three pieces of new clothes on Easter Sunday. Then, you will be lucky!
- In Europe, people like to cook eggs on Good Friday. They will bring good health and good crops.

## Mixed-Up Easter

**Directions:** Use page 83 to help you unscramble the words below. Then unscramble the circled letters to answer the question.


<p>1. ycnad</p> <p>_____ <u>      </u> _____</p>	<p>2. toh sorsc nusB</p> <p>_____</p> <p>_____</p> <p>_____ <u>      </u> _____</p>
<p>3. echlocota</p> <p>_____ <u>      </u> _____</p>	<p>4. sEtreA nynuB</p> <p>_____</p> <p>_____</p>
<p>5. lyil</p> <p>_____ <u>      </u> _____</p>	<p>6. aOvler tereSt</p> <p>_____</p> <p>_____</p>
<p>7. nCrhsitais</p> <p>_____ <u>      </u> _____</p>	<p>8. darcs</p> <p>_____</p>
<p>9. Which goddess did the Greeks worship?</p> <p>_____</p>	





# All About Easter

**Directions:** Use page 83 to help you complete the puzzle below.



## Across

1. found on a bun
2. Easter eggs are cooked this way
3. another word for jam
5. given to animals on the day before Easter
6. a Greek goddess
7. Easter flower
8. the first Easter Bunny

## Down

1. a dark, sweet treat
4. a good day for cooking eggs
5. what the Easter Bunny leaves


Name \_\_\_\_\_ Date \_\_\_\_\_

## All About Chocolate

**Directions:** Many people like to eat chocolate on Easter. This is a saying about chocolate. Solve the problems. Then write that letter in the blank above each number.

<b>A</b> $20 \times 1 = \underline{\quad}$	<b>G</b> $10 \times 8 = \underline{\quad}$	<b>N</b> $14 \times 1 = \underline{\quad}$	<b>S</b> $6 \times 3 = \underline{\quad}$
<b>B</b> $2 \times 3 = \underline{\quad}$	<b>H</b> $20 \times 3 = \underline{\quad}$	<b>O</b> $8 \times 2 = \underline{\quad}$	<b>T</b> $21 \times 4 = \underline{\quad}$
<b>C</b> $0 \times 1 = \underline{\quad}$	<b>I</b> $10 \times 9 = \underline{\quad}$	<b>P</b> $11 \times 6 = \underline{\quad}$	<b>U</b> $4 \times 8 = \underline{\quad}$
<b>D</b> $4 \times 1 = \underline{\quad}$	<b>L</b> $11 \times 11 = \underline{\quad}$	<b>Q</b> $20 \times 6 = \underline{\quad}$	<b>V</b> $16 \times 3 = \underline{\quad}$
<b>E</b> $5 \times 20 = \underline{\quad}$	<b>M</b> $12 \times 2 = \underline{\quad}$	<b>R</b> $9 \times 5 = \underline{\quad}$	<b>W</b> $5 \times 1 = \underline{\quad}$

<u>90</u>	<u>0</u>	<u>16</u>	<u>32</u>	<u>121</u>	<u>4</u>	<u>80</u>	<u>90</u>	<u>48</u>	<u>100</u>	
<u>32</u>	<u>66</u>	<u>0</u>	<u>60</u>	<u>16</u>	<u>0</u>	<u>16</u>	<u>121</u>	<u>20</u>	<u>84</u>	<u>100</u>
<u>6</u>	<u>32</u>	<u>84</u>	<u>90</u>	<u>20</u>	<u>24</u>	<u>14</u>	<u>16</u>	<u>84</u>		
<u>20</u>	<u>120</u>	<u>32</u>	<u>90</u>	<u>84</u>	<u>84</u>	<u>100</u>	<u>45</u>			



Name \_\_\_\_\_ Date \_\_\_\_\_



## Easter Word Puzzles

**Directions:** The puzzles stand for something about eggs. Write the saying under each puzzle.

eggs easy  1. _____	eggs medium  2. _____
g s g e  3. _____	egg egg egg egg egg egg egg egg egg egg egg egg 4. _____

**Directions:** Each word or phrase can be made into a new word or words that describe something to do with Easter. Write the new word on the line. The first letter is given to you.

5. art bib

r \_\_\_\_\_

6. clogged rose

c \_\_\_\_\_ e \_\_\_\_\_

7. day Sun

S \_\_\_\_\_

8. teach cool


c \_\_\_\_\_

## Easter Riddles!

**Directions:** Can you solve the hinky pinky riddles? *Hinky pinky* riddles are pairs of words with two syllables that rhyme. For example, What is a tired flower? *A lazy daisy.*

**Hint:** Each answer has an Easter word in it. If you get stuck, think of the Easter word first. Then think of words that rhyme.

1. What is a baby rabbit's allowance called? bunny money
2. What is an amusing rabbit? \_\_\_\_\_
3. What is a foolish Easter flower? \_\_\_\_\_
4. What is a baby rabbit's favorite treat from a bee? \_\_\_\_\_
5. What is a little candy bean's tummy? \_\_\_\_\_
6. What is a bunny's routine? \_\_\_\_\_
7. What is a cold flower? \_\_\_\_\_
8. Write your own hinky pinky:
  - Think of rhyming words. Then think of how they might go together to make a riddle.  
\_\_\_\_\_
  - Tell a partner the riddle and have him or her guess the answer.







# Easter Greeting Pop-Up Card

**Directions:** Create a pop-up Easter card for someone special.

## Materials

- construction paper (various colors)
- white construction paper
- scissors
- markers or crayons



## Steps

1. Fold two sheets of construction paper in half. One will be the outside of the card.
2. On the paper that will go on the inside of the card, make four small parallel cuts. These will provide the 3-D effect.
3. Fold the flaps to the inside. The folds should look like a little shelf inside the card.
4. Draw eggs, bunnies, or flowers on the white paper. Decorate them with markers or crayons.
5. Cut out the eggs, bunnies, or flowers.
6. Glue the eggs, bunnies, or flowers to the front of the “shelf” in the card.
7. Glue the second sheet of construction paper on the outside of the main card.
8. Decorate the outside of the card.
9. Write a message on the inside. It could say “Happy Spring!” or “Happy Easter!”

**Note:** You can make 3 or more pop-ups on your card. Just cut more sets of parallel lines.