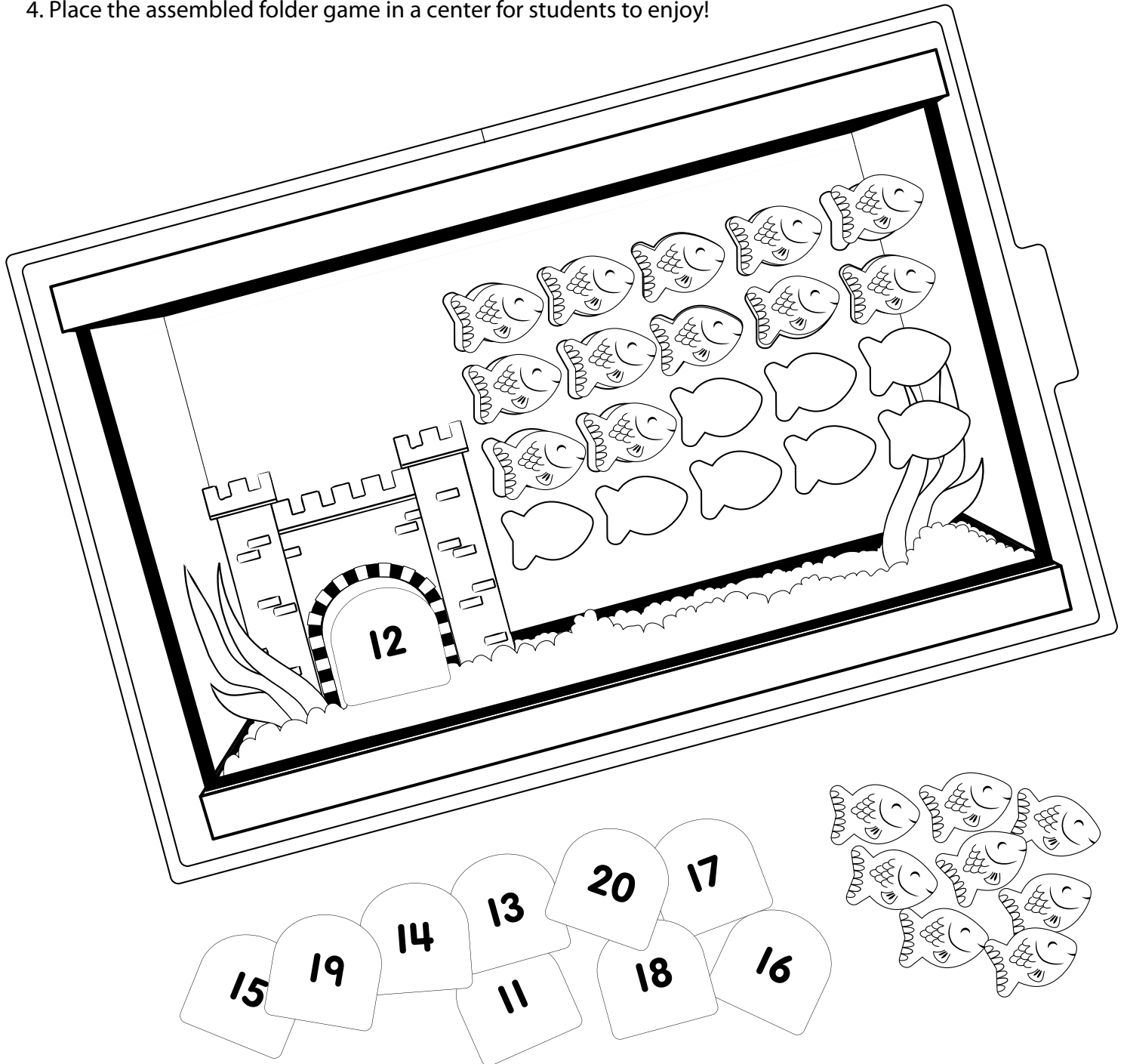



Math Fun File Folder Game

Directions:

1. Print out the student instructions and glue them onto the front of a file folder.
2. Print out the game board pages. Trim the pages on the dashed lines. Glue them onto the inside of the folder. Be sure to align them in the folder's center.
3. Print out and cut apart the game pieces and answer key. Place them in a resealable plastic bag and staple the bag to the back of the folder.
4. Place the assembled folder game in a center for students to enjoy!




Math Fun File Folder Game




Set out the tiles so that the numbers and fish face up.






Place a number tile on the castle.



Place the same number of fish in the fish tank.







1

2

3

4

5

6

7

8

9

10

11

12

13

14

15

16

17

18

19

20