


Word Family Memory Match

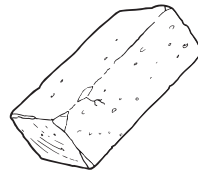
Cut along the dashed lines and place the cards upside down in two groups. Place the beginning sound cards in rows on the left, and place the word family cards in rows on the right.

Game directions:


Player 1 will turn over a card from each group and see if they make a match. (The picture should help the player match the beginning sound to a word family ending.) If they do not match, player 1 turns them back over and it is player 2's turn. If they do match, player 1 keeps the cards. Player 2 then does the same thing. The two players take turns, continuing to turn over two cards at a time to see if they match and make a complete word. Whichever player has more pairs after all the cards have been matched wins!




b ank



br ick




m ail




r ice



c an



l ine




fl ash



w ink



st ate



p ot



tr eat



n ose