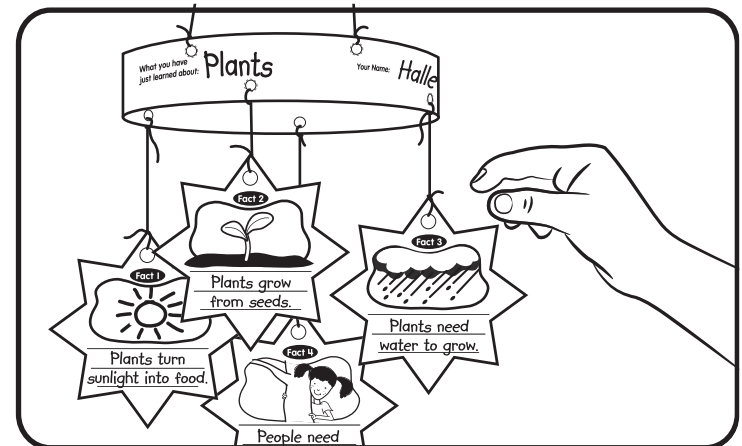

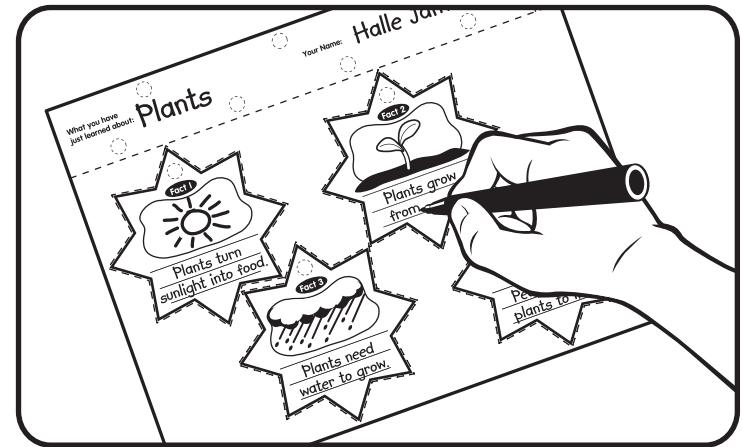


# Write & Publish Fact Mobile

Make photocopies of the mobile worksheet and follow the steps.

- 1** Think of four facts about something you have just learned at school. Draw pictures of the facts and write about them on the stars.
- 2** Cut the top strip along the dashed line. Then glue the strip into a circle.
- 3** Cut out the stars. Punch out all of the holes.
- 4** Tie the stars to the circle with a string. Now, tie strings to the top holes on the circle. Hang up your mobile!



What you have just learned about:

Your Name:

Glue Here

The page features four star-shaped cards arranged in two rows. Each card has a dashed outline and a small dashed circle at its top point. The top of the page is marked with a horizontal dashed line and several small dashed circles, indicating where to glue the cards. Each card contains a label and three horizontal lines for writing.

**Fact 1**

**Fact 2**

**Fact 3**

**Fact 4**